



3PE Inspection Process Flow

Usage Guidelines

Version 1.0
2024-06-25


Row 128



Staging / Repair




Row 126




EXIT

Row 125



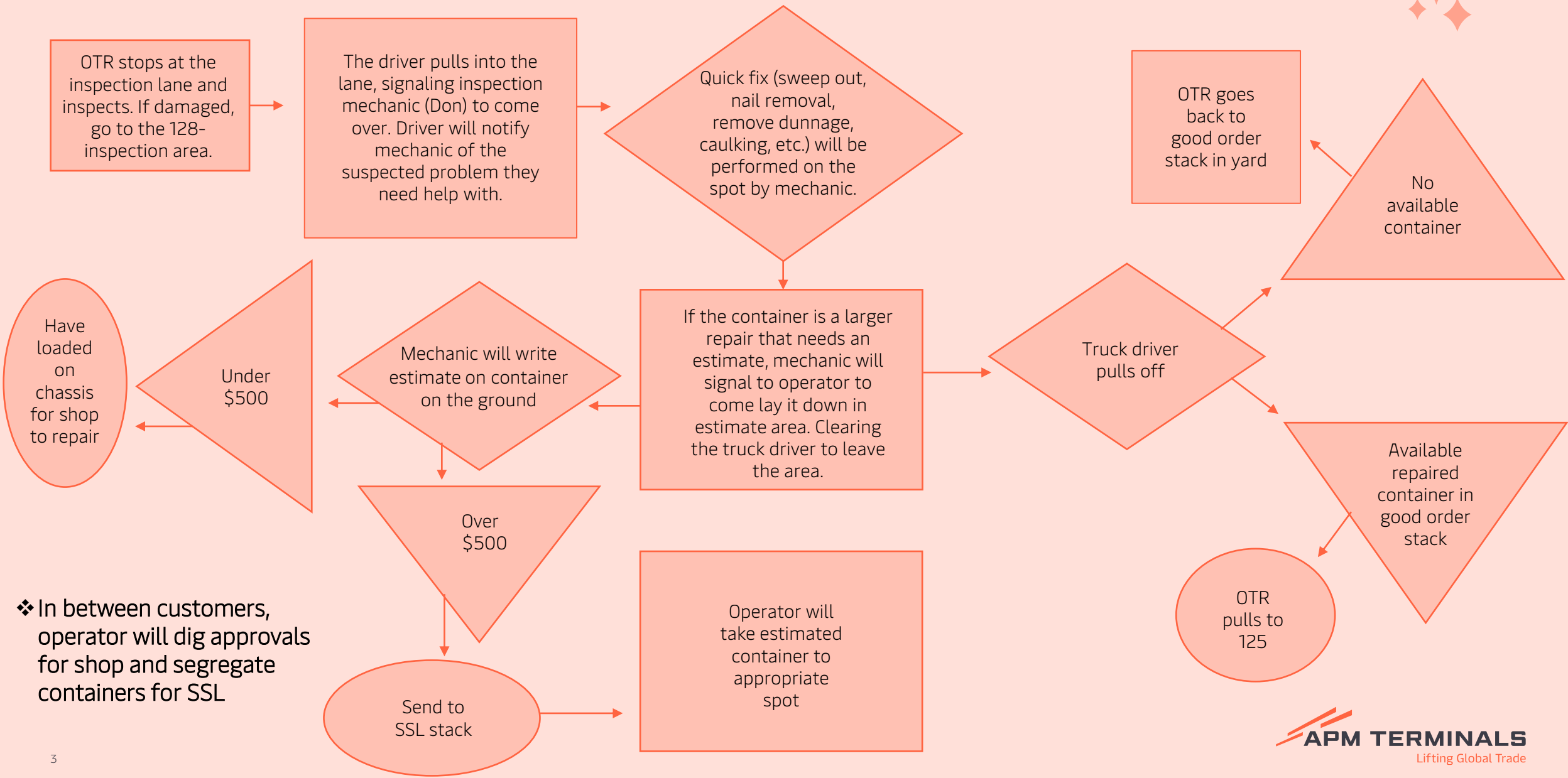
GOOD ORDER



✓ Improved Driver Turn-Times

By conducting quick inspections and repairs directly in the terminal yard, the terminal ensures that over-the-road drivers experience minimal delays. If a container is found to need repair, the quick offloading and substitution with a good-order container means the driver can promptly continue their journey. This efficient handling of containers reduces driver wait times and enhances their productivity, leading to better satisfaction among logistics partners and drivers. Efficient driver turnaround times can also reduce congestion within the terminal, contributing to overall smoother terminal operations

✓ Workflow Chart



❖ In between customers, operator will dig approvals for shop and segregate containers for SSL

What is the Improvement Plan & what does it help us with?



Efficient Problem Identification and Resolution

Process: Drivers pull into the inspection lane, notify mechanics of suspected issues, and receive on-the-spot quick fixes for minor problems.

Benefit: This reduces downtime and allows drivers to continue their journeys quickly, enhancing overall operational efficiency.



Streamlined Handling of Major Repairs

Process: Containers requiring larger repairs are identified and estimated, then moved to the appropriate area based on the cost of repairs.

Benefit: This ensures that major repairs are managed systematically, prioritizing repairs based on cost and urgency, thus optimizing resource allocation.



Flexible Container Management

Process: Drivers can either pull a repaired container from the good order stack in row 125 or return to the yard good order stack if no containers are immediately available.

Benefit: This flexibility in container management ensures drivers can always access a functional container, reducing delays and maintaining the flow of operations.



Clear Segregation and Prioritization

Process: Mechanics write repair estimates, categorize containers based on steamline, and operators segregate containers for shop repairs or SSL stack.

Benefit: Clear categorization and prioritization facilitate efficient repair workflows and resource management, ensuring containers are repaired and returned to service promptly.


Ensuring Efficiency and Safety in Container Inspections and Repairs



Reduced Risk of Accidents and Injuries

Process: Conducting quick fixes and inspections in designated areas like the inspection lane and 128 inspection area.

Benefit: By confining repair activities to specific, controlled areas, the terminal minimizes the risk of accidents and injuries. This organized approach ensures that both drivers and mechanics are aware of their surroundings, reducing the likelihood of mishaps.



Thorough Inspection and Prompt Issue Identification

Process: Drivers notify mechanics of suspected problems, and mechanics perform thorough inspections and quick fixes on the spot.

Benefit: Promptly identifying and addressing container issues ensures that only safe, functional containers are in use. This proactive approach prevents potential safety hazards, such as damaged containers causing accidents during loading, unloading, or transport.



APM TERMINALS

Lifting Global Trade