




Safety

Zero Harm Culture

At APM Terminals, we are committed to safety and providing a zero harm environment.



AIM HIGH. LIFT HIGHER.
We win together


 **APM TERMINALS**
Lifting Global Trade.

Truck Exchange Lane

Caution, make sure to:

- **Set parking brake.**
- **Remove key from ignition.**
- **Doublecheck twistlocks to ensure they are unlocked.**

AIM HIGH. LIFT HIGHER.
We win together




Container Exchange Process

Auto-in-Gate

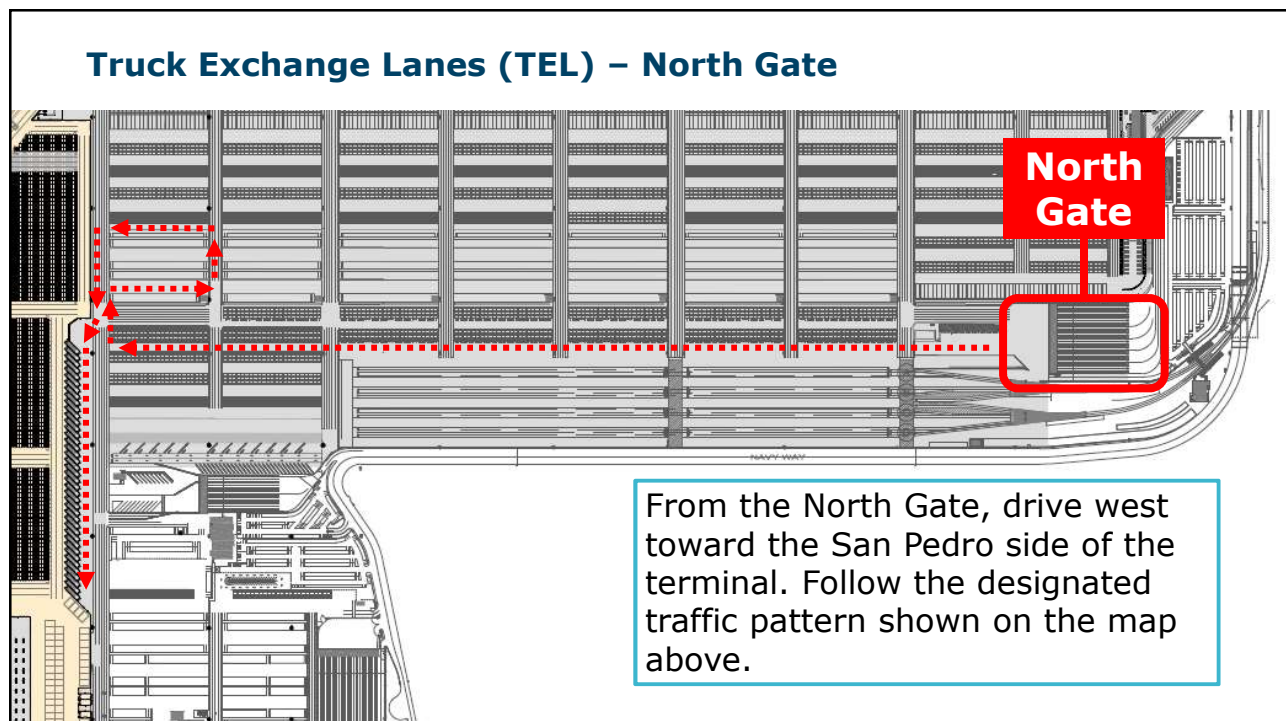
If directed to the Modern Terminal facility, your ticket will designate which Truck Exchange Lanes (TEL) are available for your transaction.

Note: If trouble ticket is received, please go to trouble booth. Trouble tickets will not be resolved at the Truck Exchange Lanes.

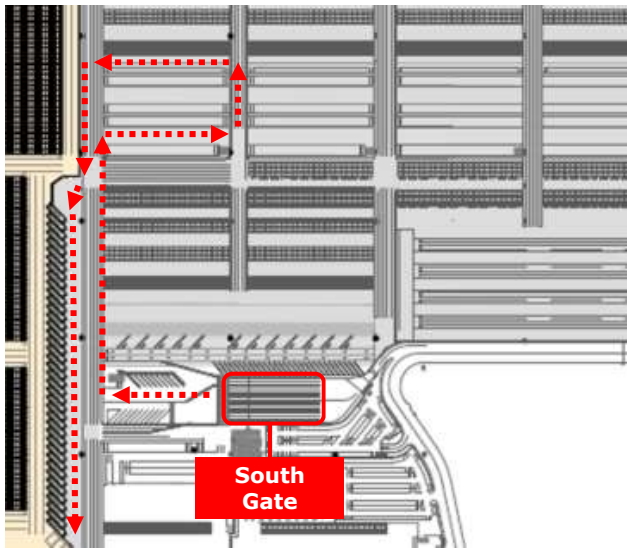
AIM HIGH. LIFT HIGHER.
We win together

		APM Terminals Pier 400, Los Angeles		T
SUD	2020-04-27 06:06:27	LOAD OUT		
TEST	Lane: 109	TICKET #: 1283		
MSKU8132014	CHS: 40 FT CHASSIS	Rel: SUDTESTP4A	GEN:	
		Gross WT: 24730.0	TEMP:	
Pickup container at Truck Exchange Lanes 10 - 15			Reefer Receiving: North Trouble Area Chassis Exchange: Row 828 FLIP Line: Row 935	
<small>REPORT ALL DAMAGES PRIOR TO EXITING TERMINAL! STOP! BUCKLE UP! STAY IN YOUR TRUCK! ALTOI ABRACHE SU SINTURONI MANTENGA</small> <small>*This interchange is subject to the terms and conditions of the currently effective trailer interchange contract between the steamship line and the carrier; the steamship line's regular bill of lading, and the steamship line's tariff. It is the driver's duty to inspect the equipment carefully at the time of interchange in the event there is damage to the equipment or any security seal, or a discrepancy in the seal number or other written information relating to the equipment, the driver must report it to the terminal prior to departure. Failure to ensure that any such exceptions are included in the interchange receipt will result in a waiver and forfeiture of all rights to claim such exceptions at a later time.* MAEWH1</small>				





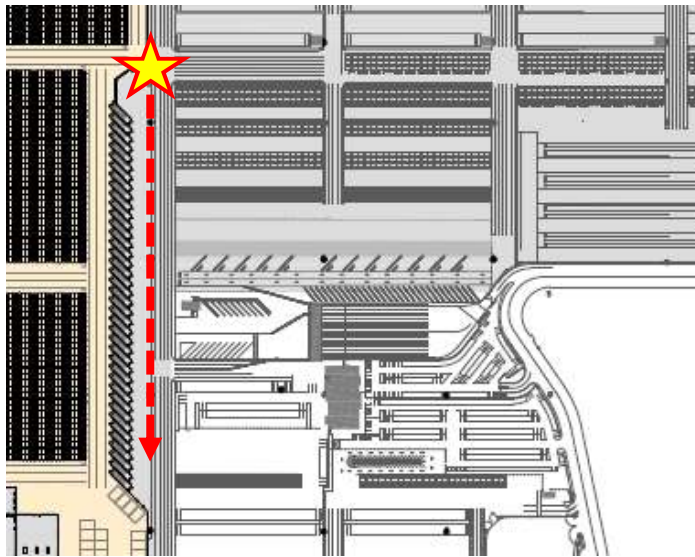
Truck Exchange Lanes (TEL) – South Gate



From the South Gate, drive West toward the San Pedro side of Pier 400. Once you reach the main highway, which runs parallel to the truck lanes, turn right, in a Northern direction. Then follow the traffic pattern shown on the map to the left. This will lead you to the North entrance of the Truck Exchange Lanes.

 Lifting Global Trade.
APM TERMINALS

Truck Exchange Lanes (TEL)



Trucks will enter the area on the North end of the K-Rail fencing. Traffic moves in a North to South Direction.



Truck Exchange Lanes (TEL)



Lanes will run in a descending order, from North to South, starting with lane #39 and ending with lane #1.

Truck Exchange Lanes (TEL)



Lane Availability Lights:


- Red Light On: Lane not available.
- Green Light On: Lane available for use.

 Lifting Global Trade.
APM TERMINALS

Container Exchange Process

Truck Exchange Lane (TEL)

1. Back truck into designated lane.



AIM HIGH. LIFT HIGHER.
We win together

Container Exchange Process

Truck Exchange Lane Process

1. Back truck into designated lane.
2. Stop when truck is behind the white line and the driver-side door is lined up with the orange strip.




AIM HIGH. LIFT HIGHER.
We win together

Container Exchange Process

Truck Exchange Lane Process

1. Back truck into designated lane.
2. Stop when truck is behind the white line and the driver-side door is lined up with the orange strip.




AIM HIGH. LIFT HIGHER.
We win together

Container Exchange Process

Caution, make sure to:

- **Set parking brake.**
- **Remove key from ignition.**
- **Doublecheck twistlocks to ensure they are unlocked.**

AIM HIGH. LIFT HIGHER.
We win together



Container Exchange Process

Truck Exchange Lane (TEL)

1. Back truck into designated lane.
2. Stop when truck is behind the white line and the driver-side door is lined up with the orange strip.
3. Follow painted foot steps to the safety confirmation pad.



AIM HIGH. LIFT HIGHER.
We win together

Container Exchange Process

Truck Exchange Lane (TEL)

1. Back truck into designated lane.
2. Stop when truck is behind the white line and the driver-side door is lined up with the orange strip.
3. Follow painted foot steps to the safety confirmation pad.
4. **Stand and stay** on safety confirmation pad to complete the automated container exchange.

AIM HIGH. LIFT HIGHER.
We win together



Container Exchange Process

Truck Exchange Lane (TEL)



AIM HIGH. LIFT HIGHER.
We win together

What to expect while **standing on the safety confirmation pad**:

- Manual side gate will close.
- Automated side gates will open for AutoSC.
- AutoSC will enter exchange lane, enabling pick or placement of container.
- AutoSC exits Truck Exchange Lane (TEL), allowing manual side gates to automatically open.

Container Exchange Process

Panel Lights

- Red light on: Lane is in automated mode.
Note: Red light blinking - Lane is in alarm mode. Use call box for assistance.
- Green light on: Lane is in manual mode.
- Blue light on: Container move assigned to the lane.

AIM HIGH. LIFT HIGHER.
We win together



Container Exchange Process

Panel Lights

- Red light on: Lane is in automated mode.

Note: Red light blinking - Lane is in alarm mode. Use call box for assistance.

- Green light on: Lane is in manual mode and manual side gate is open.

- Blue light on: Container move assigned to the lane.



AIM HIGH. LIFT HIGHER.
We win together

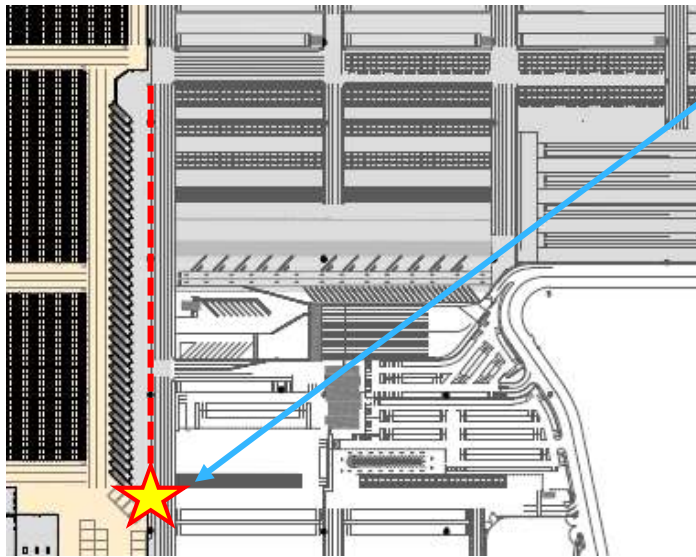
Container Exchange Process

Truck Exchange Lane (TEL)

1. Back truck into designated lane.
2. Stop when truck is behind the white line and the driver-side door is lined up with the orange strip.
3. Follow painted foot steps to the safety confirmation pad.
4. Stand and stay on safety confirmation pad to complete the automated container exchange.
5. Driver enters cab, after automated transfer is complete and exits TEL.



Truck Exchange Lanes (TEL)



Trucks will exit the Truck Exchange Lane (TEL) area on the South end of the K-Rail fencing.



Thank you for partnering with APM
Terminals, Pier 400, in ***Lifting Global
Trade*** and supporting a ***Zero Harm
Culture!***

AIM HIGH. LIFT HIGHER.
We win together

 Lifting Global Trade.
APM TERMINALS